

Guru Gobind Singh Indraprastha University
Sector 16 C, Dwarka, New Delhi-110078
Website: www.ipu.ac.in

Steps to be followed for Registration in Centralized Online Counselling for MBA Programme through CAT 2019 for Academic Session 2020-21.

It is for information of all the candidates who are desirous to register in Centralized Online Counselling for MBA Programme for Academic Session 2020-21 have to follow the following steps for Online Registration for admission in Programme MBA for Academic Session 2020-21 on the basis of CAT 2019 score:

1. Candidate has to open the link on the admission website i.e. <https://ipu.admissions.nic.in>.
2. Candidate has to click on Registration for Counselling MBA 2020 as shown below:

The screenshot displays the website for Guru Gobind Singh Indraprastha University. At the top, there is a header with the university's name and address: "Guru Gobind Singh Indraprastha University, Sector 16-C, Dwarka, New Delhi - 110078, India". Below the header, there is a navigation bar with links for "Home", "Admission Brochure 2020", and "Contact us". The main content area is divided into two columns. The left column contains "Additional Links" with items like "Schedule of MBA", "Appendix in AIMT", and "Notification for verification of Delhi Scheduled Caste Certificates". The right column features an "About Us" section with text describing the university's establishment and accreditation, followed by a "News & Events" section with a "Schedule of MBA" link. A prominent blue button labeled "Registration for Counselling MBA 2020" is centered at the bottom of the main content area. The footer contains the version number "Ver 2.6625" and a disclaimer: "Disclaimer: This site is designed and hosted by NIC and the contents are provided by GGSIPU, Delhi. For any further information, please contact GGSIPU."

3. Page of Registered Candidate Sign- in will open as shown below:

Step 1. Students has to click on Tab “New Candidate Registration (Already register with GGSIPU)” OR “New Candidate Registration” (For Fresh Candidate) as shown below:



Guru Gobind Singh Indraprastha
University, Delhi
GGSIPU MBA 2020



Home

Registered Candidates Sign-In

Counselling: GGSIPU/MBA 2020

CET Application Seq. No/
Application No.:

Password:

Security Pin as shown
below (case sensitive):

Security Pin: 937A99

[Sign In](#) [Forgot Password ?](#)

[Step 1- New Candidate Registration\(Already registered with GGSIPU\)](#)

[Step 1- New Candidate Registration](#)

Important Instructions

- Confidentiality of Password is solely responsibility of the candidate and all care must be taken to protect the password.
- For security reasons, after finishing your work, kindly click the LOGOUT button and close all the windows related to your session.
- Candidates are advised to keep changing the Password at frequent intervals.
- Never share your password and do not respond to any mail which asks you for your Login-ID/Password.

Caution: Your IP address 47.30.195.145 is being monitored for security purpose.

Disclaimer:
This site is designed and hosted by e-Counselling Division, National Informatics Centre and the contents are provided by GGSIPU Delhi. For any query, refer Contact Us link. (Ver 1.0.212.2.0)

Step 2. **For Already Registered Candidate:** Page as shown below will open. Candidate has to fill their exact details/ information as filled in earlier form with GGSIPU.



Guru Gobind Singh Indraprastha
University, Delhi
GGSIPU MBA 2020



-Counselling Services
Simplifying The Admission Process

Home

New Candidate Registration

Please enter the following details.

CET Application Seq. No.

Candidate Name

DOB

--Day-- --Month-- --Year--

Gender

--Select--

Security Pin as shown below (case sensitive)

Enter Security Pin as shown below

Security Pin



Reset

Submit

Disclaimer:

This site is designed and hosted by e-Counselling Division, National Informatics Centre and the contents are provided by GGSIPU Delhi. For any query, refer Contact Us link. (Ver 1.0.212.2.0)



Step 2. **For Fresh Candidates:** Page as shown below will open:

**Guru Gobind Singh Indraprastha
University, Delhi**
GGSIU MBA 2020

Counselling Services
Simplifying The Admission Process

Home

Registration Form

Personal Details

Candidate Name	Father Name
<input type="text"/>	<input type="text"/>
Mother Name	DOB
<input type="text"/>	--Day-- <input type="text"/> --Month-- <input type="text"/> --Year-- <input type="text"/>
Gender	
--Select-- <input type="text"/>	

Contact Details

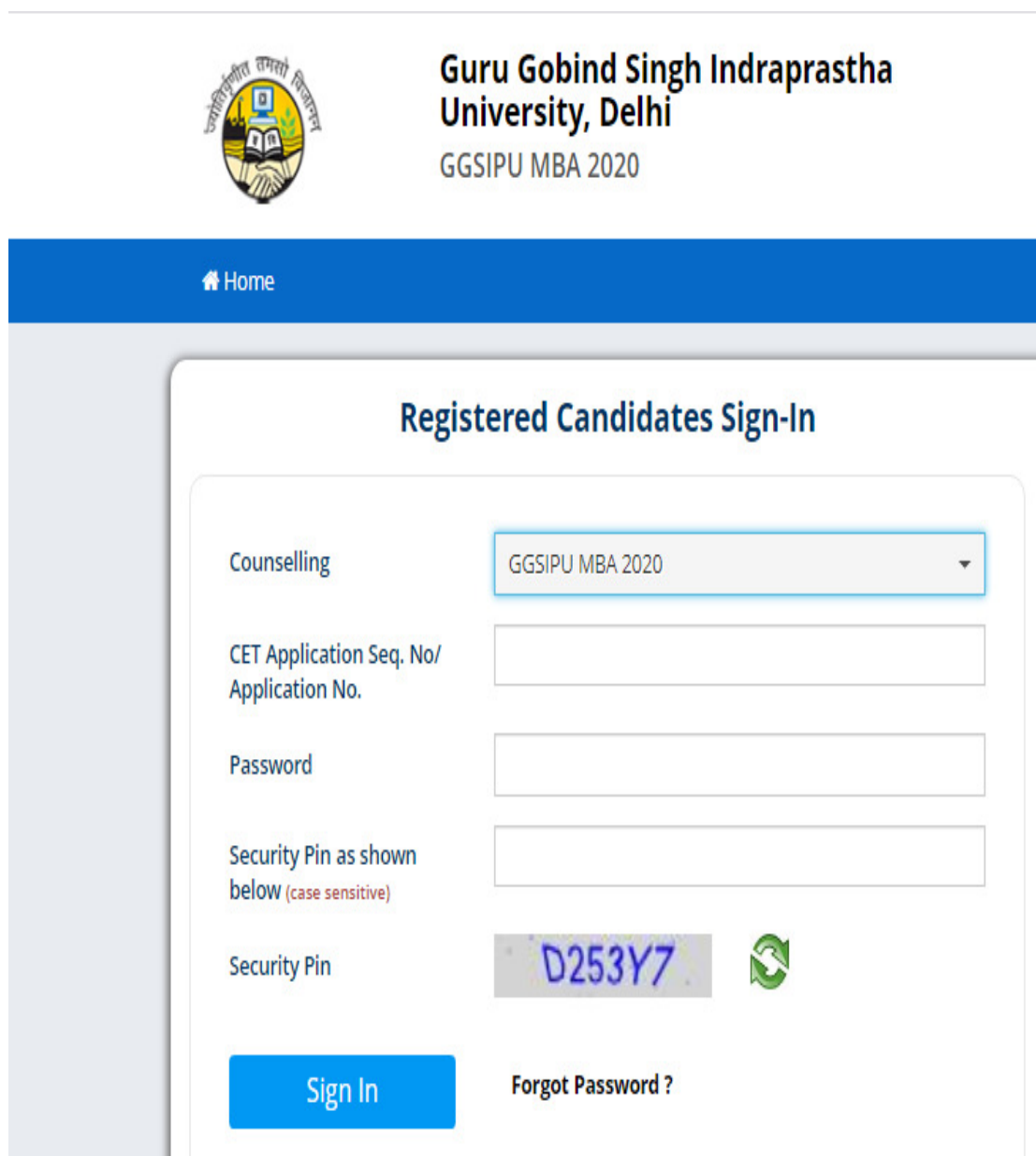
ISD Code	Mobile No	Email Id
India (91) <input type="text"/>	Mobile Number <input type="text"/>	Email Id <input type="text"/>


Choose Your Password

Choose your Password	Confirm Password
<input type="text" value="Choose your password as per password policy"/>	<input type="text" value="Confirm Password"/>
Security Pin (case sensitive)	Security Pin
<input type="text" value="Security Pin"/>	<input type="text" value="M79P39"/>

Submit

Final Step: Student has to fill their details/information as per the Page shown as below after completion of above two steps i.e. after registration.



 **Guru Gobind Singh Indraprastha University, Delhi**
GGSIPU MBA 2020

Home


Registered Candidates Sign-In

Counselling

CET Application Seq. No/
Application No.

Password

Security Pin as shown
below (case sensitive)

Security Pin **D253Y7** 

[Forgot Password ?](#)

Important:

- 1. Student has to fill their exact details/information during online registration.**
- 2. Student has to fill their CAT 2019 Overall Percentile in CAT Score during online registration.**

All the Candidates desirous to seek admission in MBA programme through CAT 2019 Score only are advised to visit university website www.ipu.ac.in regularly for updates.